



## MEDIROM Healthcare Technologies Inc. Announces June 2025 Key Performance Indicators (KPIs)

***Total Customers Served: 77,715 – Sales Per Customer: JPY 7,266 – Customer Repeat Ratio: 77.3%***

Tokyo/July 21, 2025 – MEDIROM Healthcare Technologies Inc. (NasdaqCM: MRM), a holistic healthcare company based in Japan (the “Company”), today announced its major Key Performance Indicators, or KPIs, updated for the month of June 2025. Data is provided for all salons for which comparable financial and customer data is available and excludes certain salons where such information is not available.

### Salon Operation Business

The following monthly KPIs provide insight into the business fundamentals and progress of the Company, updated for the month of June 2025:

Our Customer Repeat Ratio increased by 1.7% from 75.6% to 77.3% compared to the same period in the prior year. Our Sales Per Customer remain high at ¥7,266, approximately ¥2,460 above the estimated industry average from the first half of 2024 of ¥4,806<sup>(\*1)</sup>.

- **Number of Salons:** 304 salons as of June 2025.
- **Total Customers Served:** 77,715 customers served in June 2025.
- **Sales per Customer:** ¥7,266 on average during June 2025.
- **Customer Repeat Ratio:** 77.3% in June 2025.
- **Operation Ratio:** 46.3% for the month of June 2025.
- **Number of Salons with Data:** 282 salons as of June 2025.

The number of salons with data decreases when the Company closes salons with data available and increases as the Company opens salons with such data or upgrades the customer management system in existing salons to provide such data.

	Number of Salons <sup>(*2)</sup>	Number of Salons with Data <sup>(*3)</sup>	Total Customers Served <sup>(*4)</sup>	Sales per Customer <sup>(*5)</sup>	Repeat Ratio <sup>(*6)</sup>	Operation Ratio <sup>(*7)</sup>
June-24	308	285	82,656	JPY 7,061	75.6%	47.4%
July-24	309	286	81,580	JPY 7,060	75.0%	46.6%
August-24	307	283	83,770	JPY 7,144	75.1%	47.3%
September-24	308	284	82,401	JPY 7,158	75.8%	48.0%
October-24	307	282	79,571	JPY 6,923	76.6%	45.5%
November-24	308	283	75,760	JPY 7,055	77.5%	44.6%
December-24	308	283	80,764	JPY 7,384	77.6%	45.9%
January-25	308	284	75,451	JPY 7,145	76.4%	44.8%



February-25	308	283	69,781	JPY 7,107	77.0%	45.5%
March-25	307	283	77,315	JPY 7,208	77.8%	45.6%
April-25	304	281	75,391	JPY 7,196	77.6%	45.4%
May-25	303	280	80,631	JPY 7,100	76.3%	46.1%
June-25	304	282	77,715	JPY 7,266	77.3%	46.3%

(\*1) Industry average calculated based on weighted data from Recruit Co., Ltd., “Hot Pepper Beauty Academy – Beauty Census 2024 H1 (Relaxation Salon Edition).

(\*2) Number of Salons: Includes the Company’s directly-operated salons and franchisees’ salons.

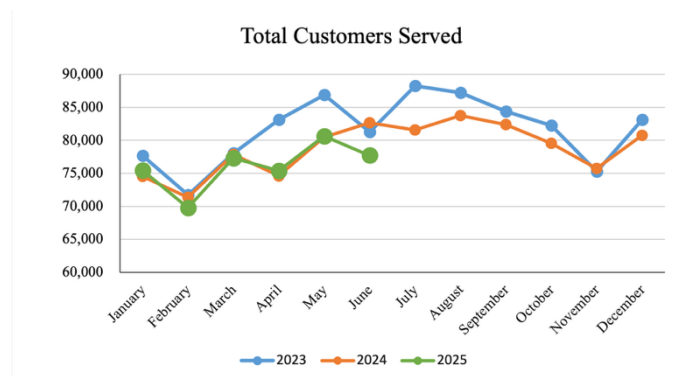
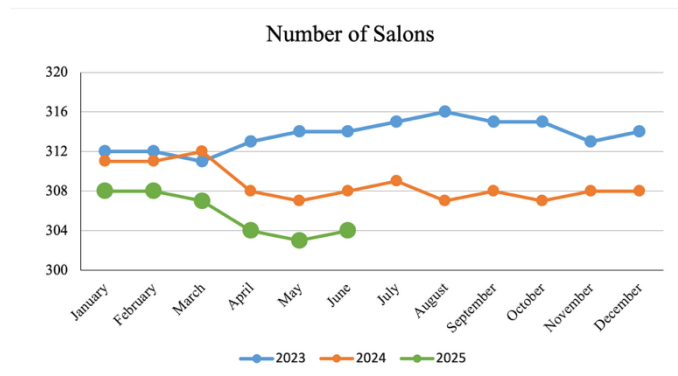
(\*3) Number of Salons with Data: The number of salons for which comparable financial and customer data is available.

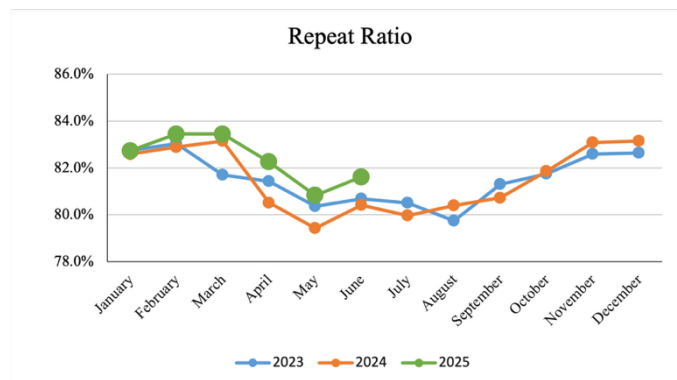
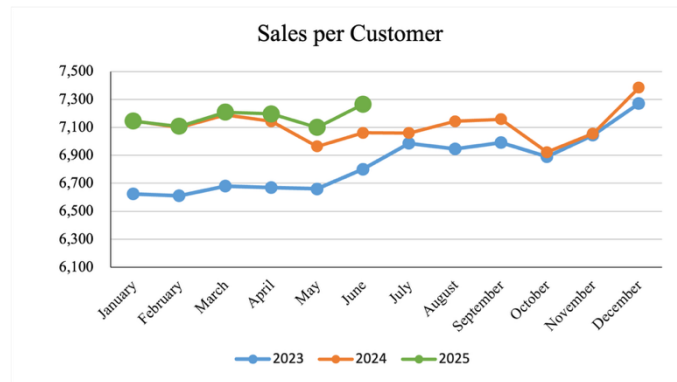
(\*4) Total Customers Served: The number of customers served at salons for which comparable financial and customer data is available.

(\*5) Sales Per Customer: The ratio of total salon sales to number of treated customers at all salons for which comparable financial and customer data is available.

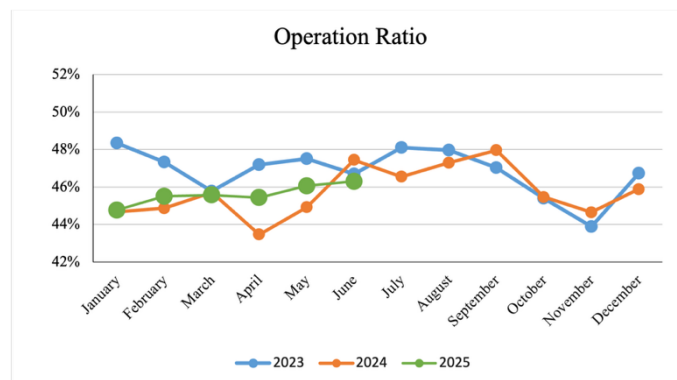
(\*6) Repeat Ratio: The ratio of repeat customer visits to total customer visits in the applicable month for all salons for which comparable financial and customer data is available.

(\*7) Operation Ratio: The ratio of therapists’ in-service time to total therapists’ working hours (including stand-by time) for the applicable month for all salons for which comparable financial and customer data is available.





\* Repeat ratios shown in the chart above do not include salons in public bath houses. In June 2025, the repeat ratios for all salons and salons in public bathhouses only were 77.3% and 60.5%, respectively.



\*As of January 2025, Wing Inc., a wholly-owned subsidiary of the Company that operates the Company’s salon management business, has changed its name to MEDIROM Wellness Co.

### Health Tech Business (Lav®)

The Company offers a government-specific health guidance program (the “Program”) using Lav®, an on-demand training application developed by the Company. The Program is designed to be less burdensome for the users and is delivered through a completely remote support style using the web remote interview and chat function of Lav®. This approach helps to reduce the dropout rate of conventional specific health guidance programs.

The Program provides support to medical professionals, such as public health nurses, dietitians, etc., that assist



eligible individuals (age between 40 and 74) who are at risk of developing lifestyle-related diseases that can be caused by an unbalanced diet, lack of sleep, lack of exercise, smoking, stress, and other factors, by reviewing their lifestyle habits through specific health checkups that focus on metabolic syndrome. The implementation of specific health checkups and specific health guidance has become mandatory for medical insurers in Japan, including national health insurance and employee health insurance providers, since April 2008.

The Ministry of Health, Labor and Welfare has set a nationwide target of at least 70% for specific medical checkup implementation rates and at least 45% for specific health guidance implementation rates. In fiscal year 2021, however, the medical checkup implementation rates and specific health guidance implementation rates were only 56.5% and 24.6%, respectively. As a result, the market for these services is expected to expand due to the government's effort to achieve the set target implementation rates. According to a survey by the Japan Health Guidance Association, the utilization of Information and Communication Technology (ICT) has been increasing, and the adoption rate has exceeded 50% due to the impact of COVID-19 in recent years.

As of June 2025, the Company has entered into contracts with 101 corporate insurance associations, and the cumulative number of users of the Company's Lav® app has exceeded 10,000 people, bringing the total to 10,651 individuals.

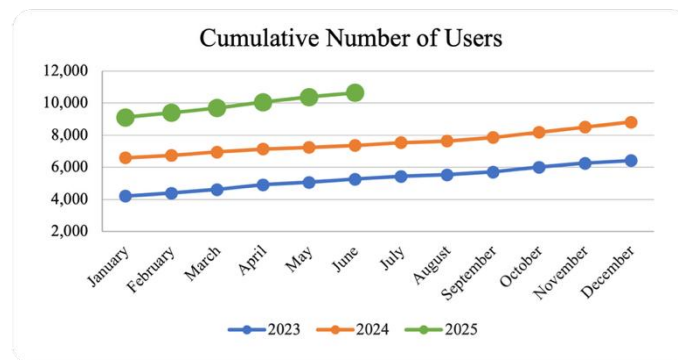
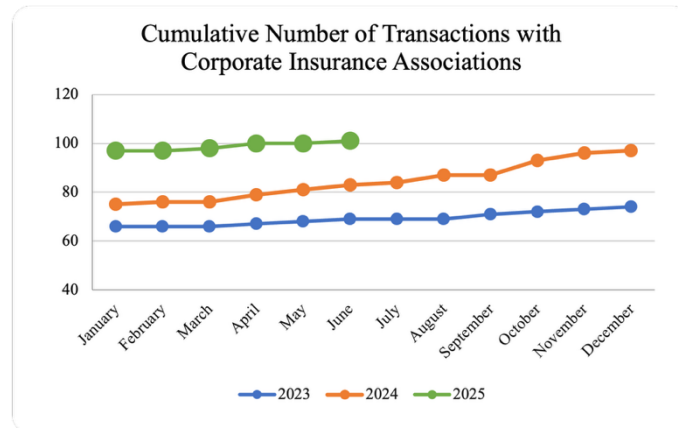
	Cumulative Number of Contracts with Corporate Insurance Associations <sup>(*1)</sup>	Cumulative Number of Users <sup>(*2)</sup>
June-24	83	7,369
July-24	84	7,535
August-24	87	7,644
September-24	87	7,865
October-24	93	8,185
November-24	96	8,515
December-24	97	8,816
January-25	97	9,117
February-25	97	9,405
March-25	98	9,701
April-25	100	10,062
May-25	100	10,392
June-25	101	10,651

(\*1) Cumulative number of contracts with corporate insurance associations excluding the number of terminated contracts.

(\*2) The total number of individuals who have started using specified health guidance offered by the Company as of the end of the



applicable month.



## Forward-Looking Statements

Certain statements in this press release are forward-looking statements for purposes of the safe harbor provisions under the U.S. Private Securities Litigation Reform Act of 1995. Forward-looking statements may include estimates or expectations about the Company’s possible or assumed operational results, financial condition, business strategies and plans, market opportunities, competitive position, industry environment, and potential growth opportunities. In some cases, forward-looking statements can be identified by terms such as “may,” “will,” “should,” “design,” “target,” “aim,” “hope,” “expect,” “could,” “intend,” “plan,” “anticipate,” “estimate,” “believe,” “continue,” “predict,” “project,” “potential,” “goal,” or other words that convey the uncertainty of future events or outcomes. These statements relate to future events or to the Company’s future financial performance, and involve known and unknown risks, uncertainties and other factors that may cause the Company’s actual results, levels of activity, performance, or achievements to be different from any future results, levels of activity, performance or achievements expressed or implied by these forward-looking statements. You should not place undue reliance on forward-looking statements because they involve known and unknown risks, uncertainties and other factors which are, in some cases, beyond the Company’s control and which could, and likely will, affect actual results, levels of activity, performance or achievements. Any forward-looking statement reflects the Company’s current views with respect to future events and is subject to these and other risks, uncertainties and assumptions relating to the Company’s operations, results of



operations, growth strategy and liquidity. Some of the factors that could cause actual results to differ materially from those expressed or implied by the forward-looking statements in this press release include:

- the Company's ability to achieve its development goals for its business and execute and evolve its growth strategies, priorities and initiatives;
- the Company's ability to sell certain of its owned salons to investors, and receive management fees from such sold salons, on acceptable terms;
- changes in Japanese and global economic conditions and financial markets, including their effects on the Company's expansion in Japan and certain overseas markets;
- the Company's ability to achieve and sustain profitability in its Digital Preventative Healthcare Segment;
- the fluctuation of foreign exchange rates, which affects the Company's expenses and liabilities payable in foreign currencies;
- the Company's ability to hire and train a sufficient number of therapists and place them at salons in need of additional staffing;
- changes in demographic, unemployment, economic, regulatory or weather conditions affecting the Tokyo region of Japan, where the Company's relaxation salon base is geographically concentrated;
- the Company's ability to maintain and enhance the value of its brands and to enforce and maintain its trademarks and protect its other intellectual property;
- the financial performance of the Company's franchisees and the Company's limited control with respect to their operations;
- the Company's ability to raise additional capital on acceptable terms or at all;
- the Company's level of indebtedness and potential restrictions on the Company under the Company's debt instruments;
- changes in consumer preferences and the Company's competitive environment;
- the Company's ability to respond to natural disasters, such as earthquakes and tsunamis, and to global pandemics, such as COVID-19; and
- the regulatory environment in which the Company operates.

More information on these risks and other potential factors that could affect the Company's business, reputation, results of operations, financial condition, and stock price is included in the Company's filings with the Securities and Exchange Commission (the "SEC"), including in the "Risk Factors" and "Operating and Financial Review and Prospects" sections of the Company's most recently filed periodic report on Form 20-F and subsequent filings, which are available on the SEC website at [www.sec.gov](http://www.sec.gov). The Company assumes no obligation to update or revise these forward-looking statements for any reason, or to update the reasons actual results could differ from those anticipated in these forward-looking statements, even if new information becomes available in the future.

## **Market and Industry Data**



This press release contains references to market and industry data, which have been obtained or derived from publicly available information, market research reports, and/or industry publications and surveys. Industry publications and third-party research, surveys and studies generally state that the information contained therein has been obtained from sources believed to be reliable, but that the accuracy and completeness of that information is not guaranteed. Although we believe such information to be accurate, we have not independently verified the data from these sources.

**About MEDIROM Healthcare Technologies Inc.**

MEDIROM, a holistic healthcare company, operates 304 (as of June 30, 2025) relaxation salons across Japan, Re.Ra.Ku® being its leading brand, and provides healthcare services. In 2015, the Company entered the health tech business and launched new healthcare programs using an on-demand training app called “Lav®”, which is developed by the Company. The Company also entered the device business in 2020 and has developed a smart tracker, the “MOTHER Bracelet®”. In 2023, the Company launched REMONY, a remote monitoring system for corporate clients, and has received orders from a broad range of industries, including nursing care, transportation, construction, and manufacturing, among others. The Company aims to leverage its diverse portfolio of health-related products and services to collect and manage healthcare data from users and customers, positioning itself as a leader in healthcare big data in Japan. For more information, visit <https://medirom.co.jp/en>.

■Contacts

Investor Relations Team

[ir@medirom.co.jp](mailto:ir@medirom.co.jp)